

# Instructions for wear checks of play equipment

The equipment must be checked for correct operation and safety, especially the points listed below:

Proof of maintenance

Playground.....

## Structural stability

Date of installation .....

In order to check for rot at wooden parts and steel feet for corrosion, uncover the foundations once a year.

Checks depend on the type of equipment. Any equipment with moving parts must be checked at least twice a year, static equipment at least once a year.

## Single equipment

Intervals for maintenance work and checks generally depend on

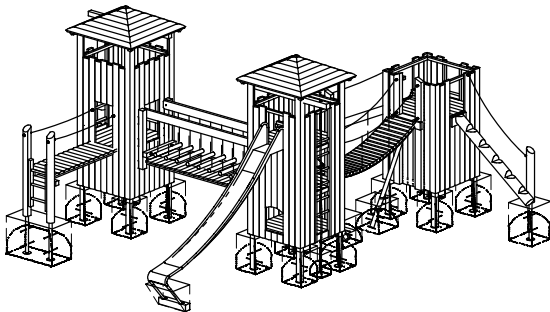
Please pay attention to the **separate maintenance notes** of the following single equipment:

- location
- usage
- frequency of use
- possible vandalism

	<b>Order No.</b>	
Square Tower, h=2.00m with ladder	<b>L3.20600</b>	<input type="checkbox"/>
Climbing Ladder with beam	<b>3.69410</b>	<input type="checkbox"/>
Fastening Frame for Bridge	<b>3.66350</b>	<input type="checkbox"/>
Bridge 2.00 m with Chain Handrail	<b>3.66420</b>	<input type="checkbox"/>
End Frame for Ramp with ladder	<b>3.66388</b>	<input type="checkbox"/>
Walkway for Chain Path	<b>3.66260</b>	<input type="checkbox"/>
Support Frame for Chain Path	<b>3.66240</b>	<input type="checkbox"/>
Stainless Steel Slide	<b>3.63420</b>	<input type="checkbox"/>
Climbing Rope with beam	<b>3.69453</b>	<input type="checkbox"/>
Running Boards for Suspension Bridge	<b>3.66090</b>	<input type="checkbox"/>
Support Frame for Suspension Bridge	<b>3.66005</b>	<input type="checkbox"/>
Support Frame for Suspension Bridge	<b>3.66045</b>	<input type="checkbox"/>
Square Tower, h=1.50m	<b>L3.20500</b>	<input type="checkbox"/>
Climbing Trunk with handrail	<b>3.69511</b>	<input type="checkbox"/>
Inclined Balancing Beam	<b>3.68301</b>	<input type="checkbox"/>

For more details see also our general instructions for maintenance of playgrounds!

## Tower Combination 54 Order No. L2.54001



**Note: Please check that all documents are included!**

Special notes, e.g. for repairs

Repair not carried out, it is still possible to play on equipment

Repair not carried out, equipment is taken out of action

All work carried out, everything is in order

For spare parts refer to back of page.

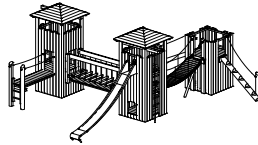
Maintenance carried out by:

..... Date .....

En-EN 13.02.2023

COPYRIGHT © RICHTER SPIELGERÄTE GMBH

**Spare parts**  
**Tower Combination 54**  
**Order No. L2.54001**



Please note that the safety standards of the equipment must not be affected. Therefore, when carrying out repairs it is helpful to **only use original parts**.

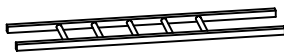
**Order No. Spare parts**

**Order No. Spare parts**

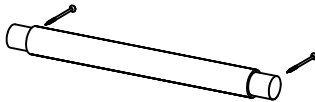
**0.92620 Ladder for tower with roof  
6 rungs**



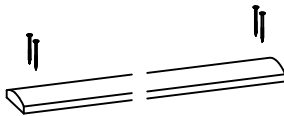
**0.92630 Ladder for tower without roof  
5 rungs**



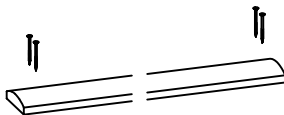
**0.98310 Single rung**



**0.30050 Tower cladding, length 3.25 m  
spruce, impregnated**



**0.30060 Tower cladding, length 3.25 m  
larch**



**Please specify length and width**

**0.99023 Steel foot for Square Tower -  
also available for corner posts  
in oak**



**99.00240 Roof spruce, impregnated**  
**99.00250 Roof larch**

