

Instructions for wear checks of play equipment

The equipment must be checked for correct operation and safety, especially the points listed below:

Proof of maintenance

Playground.....

Structural stability

Date of installation

In order to check for rot at wooden parts and steel feet for corrosion, uncover the foundations once a year.

Checks depend on the type of equipment. Any equipment with moving parts must be checked at least twice a year, static equipment at least once a year.

Single equipment

Intervals for maintenance work and checks generally depend on

Please pay attention to the **separate maintenance notes** of the following single equipment:

- location
- usage
- frequency of use
- possible vandalism

Square Tower, h=2.00m	Order No. L3.20600	<input type="checkbox"/>
-----------------------	-------------------------------------	--------------------------

High Twin Swing special	3.19042	<input type="checkbox"/>
-------------------------	----------------	--------------------------

Support Frame for Suspension Bridge	3.66005	<input type="checkbox"/>
-------------------------------------	----------------	--------------------------

Running Boards for Suspension Bridge	3.66090	<input type="checkbox"/>
--------------------------------------	----------------	--------------------------

End Frame with ladder for Suspension Bridge	L3.66030	<input type="checkbox"/>
---	-----------------	--------------------------

Walkway with safety board for Chain Path	3.66260	<input type="checkbox"/>
--	----------------	--------------------------

Support Frame for Chain Path	3.66240	<input type="checkbox"/>
------------------------------	----------------	--------------------------

Square Tower, h=1.50m	L3.20500	<input type="checkbox"/>
-----------------------	-----------------	--------------------------

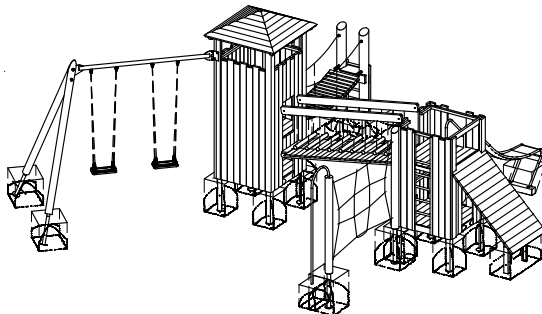
Vertical Climbing Net with Firemen's Pole	L6.51600	<input type="checkbox"/>
---	-----------------	--------------------------

Inclined Wall	3.67514	<input type="checkbox"/>
---------------	----------------	--------------------------

Stainless Steel Slide	3.63020	<input type="checkbox"/>
-----------------------	----------------	--------------------------

For more details see also our general instructions for maintenance of playgrounds!

Tower Combination 49 Order No. L2.49000



Note: Please check that all documents are included!

Special notes, e.g. for repairs

Repair not carried out, it is still possible to play on equipment	<input type="checkbox"/>
---	--------------------------

Repair not carried out, equipment is taken out of action	<input type="checkbox"/>
--	--------------------------


All work carried out, everything is in order	<input type="checkbox"/>
--	--------------------------

For spare parts refer to back of page.

Maintenance carried out by:

..... Date

Spare parts
Tower Combination 49
Order No. L2.49000



Please note that the safety standards of the equipment must not be affected. Therefore, when carrying out repairs it is helpful to **only use original parts**.

Order No. Spare parts

Order No. Spare parts

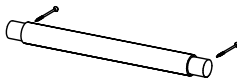
0.92620 Ladder for tower with roof
 6 rungs



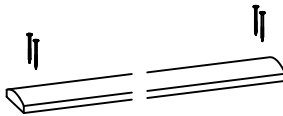
0.92630 Ladder for tower without roof
 5 rungs



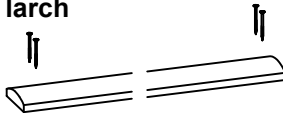
0.98310 Single rung



0.30050 Tower cladding, length 3.25 m
 spruce, impregnated



0.30060 Tower cladding, length 3.25 m
 larch



Please specify length and width.

99.00240 Roof spruce, impregnated
99.00250 Roof larch

