

Instructions for wear checks of play equipment

The equipment must be checked for correct operation and safety, especially the points listed below:

Proof of maintenance

Playground.....

Date of installation

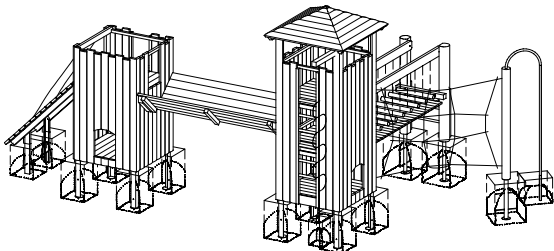
Checks depend on the type of equipment. Any equipment with moving parts must be checked at least twice a year, static equipment at least once a year.

Intervals for maintenance work and checks generally depend on

- location
- usage
- frequency of use
- possible vandalism

For more details see also our general instructions for maintenance of playgrounds!

Tower Combination 47 Order No. L2.47000



Structural stability

In order to check for rot at wooden parts and steel feet for corrosion, uncover the foundations once a year.

Single equipment

Please pay attention to the **separate maintenance notes** of the following single equipment:

	Order No.	
Square Tower, h=1.50m	L3.20500	<input type="checkbox"/>
Inclined Wall	3.67514	<input type="checkbox"/>
Holding Rope for Inclined Wall	3.69470	<input type="checkbox"/>
Fastening Frame for Ravine Bridge	3.67300	<input type="checkbox"/>
Ravine Bridge	3.67290	<input type="checkbox"/>
Square Tower, h=2.00m with ladder	L3.20600	<input type="checkbox"/>
Climbing Ladder with beam	3.69410	<input type="checkbox"/>
Vertical Climbing Net with Bent Firemen's Pole	L3.69350	<input type="checkbox"/>
Support Frame for Chain Path	3.66240	<input type="checkbox"/>
Walkway for Chain Path	3.66260	<input type="checkbox"/>
End Frame with ladder for Chain Path	L3.66220	<input type="checkbox"/>

Note: Please check that all documents are included!

Special notes, e.g. for repairs

Repair not carried out, it is still possible to play on equipment

Repair not carried out, equipment is taken out of action

All work carried out, everything is in order

For spare parts refer to back of page.

Maintenance carried out by: Date

Spare parts
Tower Combination 47
Order No. L2.47000



Please note that the safety standards of the equipment must not be affected. Therefore, when carrying out repairs it is helpful to **only use original parts**.

Order No. Spare parts

Order No. Spare parts

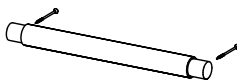
0.92620 Ladder for tower with roof 6 rungs



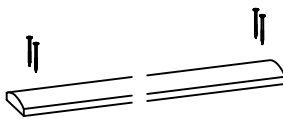
0.92630 Ladder for tower without roof 5 rungs



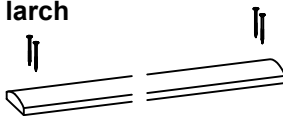
0.98310 Single rung



0.30050 Tower cladding, length 3.25 m spruce, impregnated



0.30060 Tower cladding, length 3.25 m larch



Please specify length and width.

0.92170 Climbing ladder, length 3.25 m



99.00240 Roof spruce, impregnated
99.00250 Roof larch

