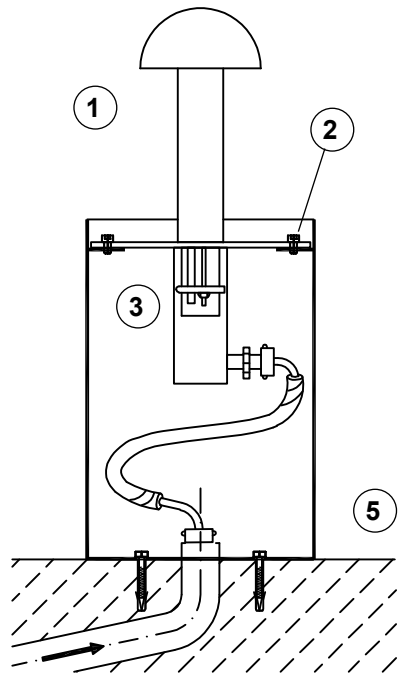
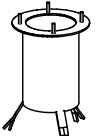
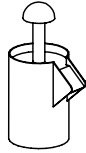


<h2>Instructions for wear checks of play equipment</h2>	<p>The equipment must be checked for correct operation and safety, especially the points listed below:</p>	<p>Proof of maintenance</p>			
<p><b>Playground</b>.....</p> <p><b>Date of installation</b> .....</p> <p>Checks depend on the type of equipment. Any equipment with moving parts must be checked at least twice a year, static equipment at least once a year.</p> <p>Intervals for maintenance work and checks generally depend on</p> <ul style="list-style-type: none"> <li>- location</li> <li>- usage</li> <li>- frequency of use</li> <li>- possible vandalism</li> </ul> <p><b>For more details see also our general instructions for maintenance of playgrounds!</b></p> <p><b>Mushroom Spring</b>  <b>Order No. 5.18000 / 5.18001 / 5.18002 / 5.18004 / 5.18005</b></p>  <p><b>Foundation anchor</b>  <b>Order No. 5.18006</b></p> 	<div style="border: 1px solid black; padding: 5px; margin-bottom: 10px;"><b>Function</b></div> <ol style="list-style-type: none"> <li>1. Make sure the pump mechanism moves smoothly. <input type="checkbox"/></li> <li>2. Check water hoses for wear and tear; replace if necessary. To do this, loosen lid bolts (Allen key No. 4) and remove upper part including pump mechanism. <input type="checkbox"/></li> <li>3. Clean sieve of pressure reduction valve if soiled. <input type="checkbox"/></li> </ol> <div style="border: 1px solid black; padding: 5px; margin-bottom: 10px;"><b>Valve and cartridge</b></div> <ol style="list-style-type: none"> <li>4. When replacing the entire valve or the cartridge, pump several times until the automatic shutoff engages (if necessary, shut off the water several times and then turn on again). <input type="checkbox"/></li> </ol> <div style="border: 1px solid black; padding: 5px; margin-bottom: 10px;"><b>Structural stability</b></div> <p>Check anchoring to the ground every 12 months, retighten screws and bolts if necessary. <input type="checkbox"/></p> <p><b>Note</b>  Prior to the start of the frost period, turn off water supply and remove the mushroom pump. It is necessary to remove at least the upper part. If the housing part is to remain on site, you may order a winter lid (No. 0.97840) from us.</p> <p>If a programmable rinsing device (No. 5.18002) is fitted, the time switch is particularly vulnerable to frost damage as it cannot be drained. Therefore, it is imperative the pump be dismantled. Store the pump protected from frost.</p>	<p>Special notes, e.g. for repairs</p>			
	<p><b>Repair not carried out, it is still possible to play on equipment</b> <input type="checkbox"/></p>				
	<p><b>Repair not carried out, equipment is taken out of action</b> <input type="checkbox"/></p>				
	<p><b>All work carried out, everything is in order</b> <input type="checkbox"/></p>				
<p><b>Maintenance carried out by:</b></p> <p>..... <b>Date</b> .....</p>					

En-EN 08.05.2024

COPYRIGHT © RICHTER SPIELGERÄTE GMBH

**Spare parts**  
**Mushroom Spring**  
**Order No. 5.18000-5.18005**

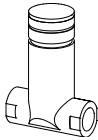


Please note that the safety standards of the equipment must not be affected. Therefore, when carrying out repairs it is helpful to **only use original parts**.


**Order No. Spare parts**

**Order No. Spare parts**

**0.97833 Self-righting pressure valve**  
 (valid until June 2022)  
*please request repair instructions for replacement*



**0.97832 Self-righting pressure valve**  
 (valid from July 2022)  
*please request repair instructions for replacement*



**0.97834 Replacement cartridge for self-righting pressure valve**  
*please request repair instructions for replacement*

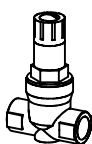


**0.97838 Replacement cartridge for self-righting pressure valve**  
*please request repair instructions for replacement*

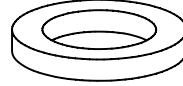
**0.97835 Connecting hose with hose protection**



**0.97836 Pressure reducer**



**0.97837 Seal for hose connection**



**0.97839 Replacement old Cartridge to new Cartridge**  
 (valid until June 2022)  
**to new Cartridge**  
 (valid from July 2022)

**0.97840 Winter lid**

